

Big Nursery – WC 13.04.26 & 20.04.26

**Our rhyme of the fortnight is:**

**Down in the Jungle**



Down in the jungle where nobody goes  
There's a great big elephant washing his clothes  
With a rub-a-dub here and a rub-a-dub there  
That's how an elephant washes his clothes

He goes stomp, stomp a boogie-woogie-woogie  
Stomp, stomp a boogie-woogie-woogie  
Stomp, stomp a boogie-woogie-woogie  
That's how an elephant washes his clothes

(repeat with a huge loud lion that roars)

**What to do at home together:**

- Move like different jungle animals – jump like a monkey, stomp like an elephant, run like a cheetah.
- Sing the song with simple actions.
- Visit your local library if you can and find books about jungle animals.
- Watch the video and join in –  
[https://www.youtube.com/watch?v=rVgIZ\\_-akvw](https://www.youtube.com/watch?v=rVgIZ_-akvw)

Little Nursery – WC 13.04.26 & 20.04.26

**Our rhyme of the fortnight is:**

**I Can Sing a Rainbow**




Red and yellow  
and pink and green,  
Purple and orange and blue.  
I can sing a rainbow,  
sing a rainbow  
sing a rainbow too.

**What to do at home together:**

- Go on a colour hunt, looking for different colours of the rainbow in the home and outside.
- Sing the song with simple actions.
- Talk about what makes a rainbow appear.
- Make big rainbow arches with scarves or pieces of material.
- Watch the video and join in -  
<https://www.youtube.com/watch?v=4g0NbaukkQc>

Big Nursery – WC 13.4.26 & 20.04.26

**Our book of the fortnight is: Giraffe's Can't Dance by Giles Andreae**




This text provides children with opportunities to build confidence and tolerance, highlighting a 'can do' attitude. It provides opportunities for children to explore jungle animals and different terrains. The use of rhythm and rhyme in the text enables children to tune into sounds and musical instruments as well as different styles of movement.

**How to get the most out of reading to young children:**

- Sit close together. You could encourage your child to hold the book themselves and turn the pages, too.
- Take a look at the pictures. You don't just have to read the words on the page. What do the illustrations tell us about the story?
- Ask questions and talk about the book. What do they think will happen next? Why did a character act in a certain way? How are they feeling ?
- Have fun! There's no right or wrong way to share a story – as long as you and your child are having fun. Don't be afraid to act out situations or use funny voices... your little ones will love it!

Little Nursery – 13.04.26 & 20.04.26

**Our book of the fortnight is: Brown Bear, Brown Bear by Eric Carle**



This text uses repetition of a key phrase to develop children's listening and attention skills and their language acquisition. The text provides interesting illustrations for children to notice and discuss. It develops children's knowledge of animal names, colours and using two words together.

**How to get the most out of reading to young children:**

- Be expressive!
- Picture books can be a great way to talk through your child's fears and worries, or to help them deal with their emotions.
- Give them space to talk, and ask how they feel about the situations in the story.
- Use props and toys to act out the story, either whilst you are reading it, or together afterwards.

Our Makaton signs of the fortnight are:

Flower




Tree

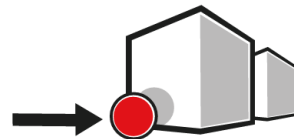


(Always remember to say the word as you sign)

Our Concept Cat signs of the fortnight are:



Short



Front

Our Right of the fortnight is:



Over the next two weeks we will be exploring the African terrain as well as looking at African patterns. We will take part in African drumming and looking at African clothing, exploring the culture further.

**Article 24**

Article 24 says that every child has the right to rest, relax and play and to take part in cultural and creative activities.

**Active Azra**



**Startwell**

Active Azra is all about moving more and sitting less; inactivity should be discouraged and movement encouraged. Movement is defined as translocation of the trunk, also known as the 'belly button being on the move'.

For more information, visit the Startwell website.

<https://startwellbirmingham.co.uk/>